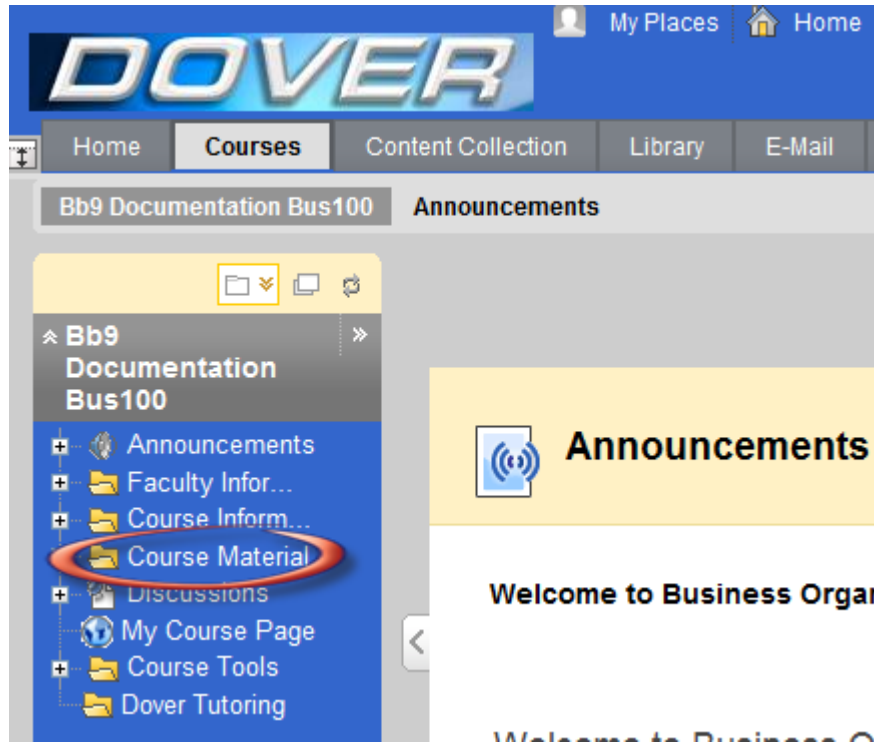
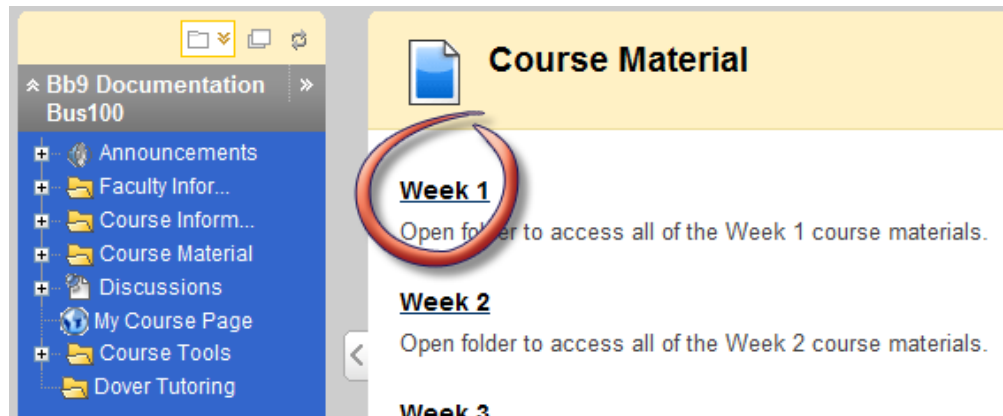


# Contributing to Student Discussion

1. Go to your Blackboard course and click on **Course Material**.



2. Click on **Week 1**.



3. Click on **Discussion.**

Bb9 Documentation Bus100

- Announcements
- Faculty Infor...
- Course Inform...
- Course Material
- Discussions
- My Course Page
- Course Tools
- Dover Tutoring

My Groups

- Group A
- Group A

Week 1

[Weekly Introductions](#)

[Lectures](#)

[Required Resources](#)

[Discussion](#)

[Assignments](#)

4. Click on **Week 1 Discussion.**

Discussion

[Week 1 Discussion Board](#)

5. Click on the **Who are you?** discussion thread.

Date	Thread	Author	Status	Unread Posts	Total Posts
10/22/09 2:09 PM	<a href="#">Who are you? What is new in business?</a>	Anonymous	Published	0	1

6. Read the Discussion Directions.

Who are you? What is new in business? [Reply](#) [Quote](#) [Set Flag](#)

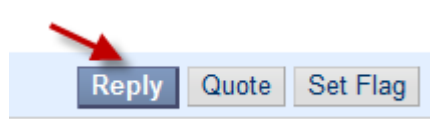
**Author:** Anonymous **Total views:** 3 (Your views: 3)

**Posted Date:** Thursday, October 22, 2009 2:09:23 PM EDT

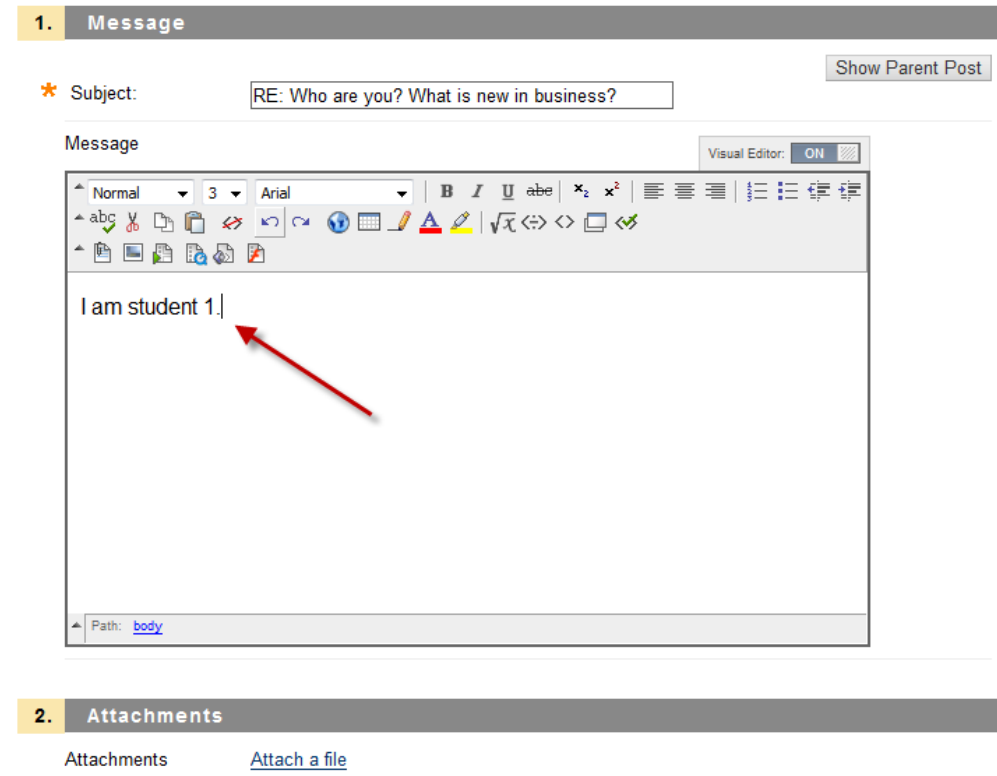
**Edited Date:** Thursday, October 22, 2009 2:09:23 PM EDT

Please introduce yourself to your instructor and peer learners. Tell us your academic major at Berkeley;>>, work experience, and any other information you care to share.

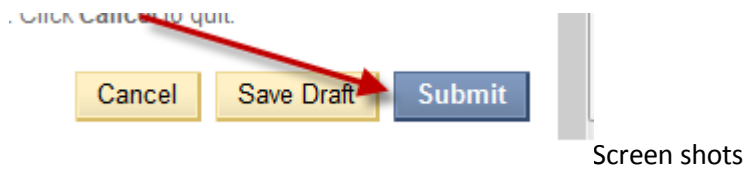
7. Click on Reply.



8. Fill in your reply. You may attach a file when you reply in the Discussion Board.



9. Click on Submit.



10. You will see your **reply** in the Discussion Board.

